



中欧国际工商学院2011MBA就业报告
CEIBS MBA CAREER REPORT 2011

<http://www.ceibs.edu/mba>

MBA2009 CAREER REPORT

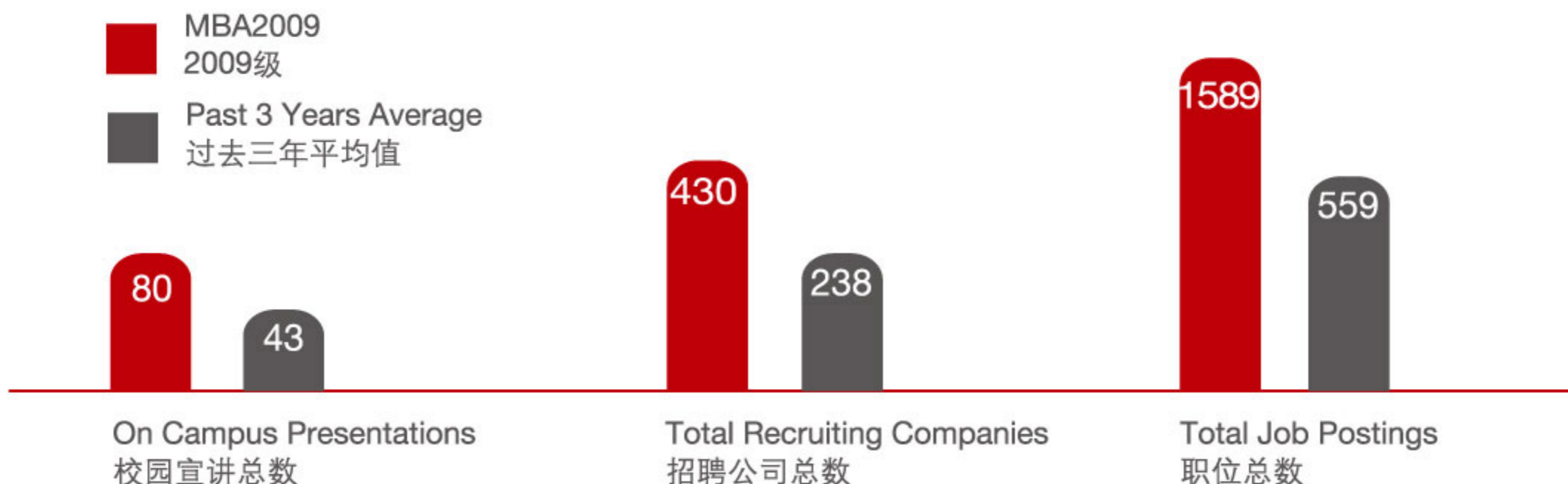
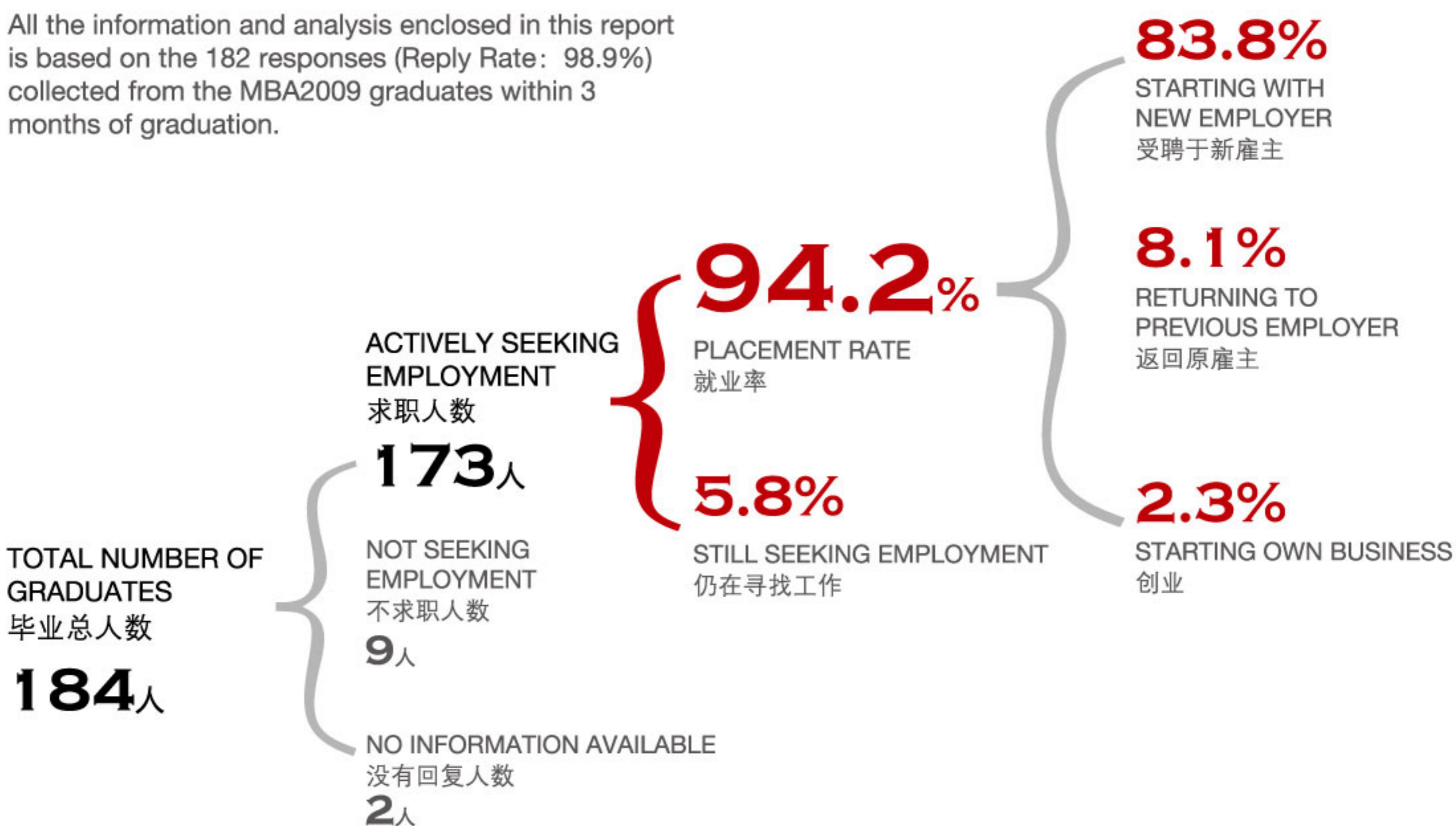
MBA2009毕业生就业概况

184 CEIBS MBA2009 students, including 82 from overseas, graduated on April 23rd, 2011. During the recruitment season, 430 companies provided 1589 job postings to the MBA students through MBA Career Development Center (CDC). Within the first three months of graduation, 94.2% of the CEIBS graduates reported employment. 22.0% of our graduates reported working outside of mainland China, and 48.5% of the overseas students chose to stay in China to pursue career advancement.

2011年4月23日, 中欧184名MBA2009级学生(其中包括82名海外学生)正式毕业。今年共有430家企业通过中欧MBA职业发展中心(CDC)为学生提供了1589个职位。在毕业后三个月内, 94.2%的中欧毕业生顺利找到工作, 其中22.0%的学生在海外就业, 有将近一半的海外学生选择留在中国发展。

本报告中的数据与分析是基于MBA2009级学生毕业三个月内提供的182份有效回复(回复率98.9%)。

All the information and analysis enclosed in this report is based on the 182 responses (Reply Rate: 98.9%) collected from the MBA2009 graduates within 3 months of graduation.



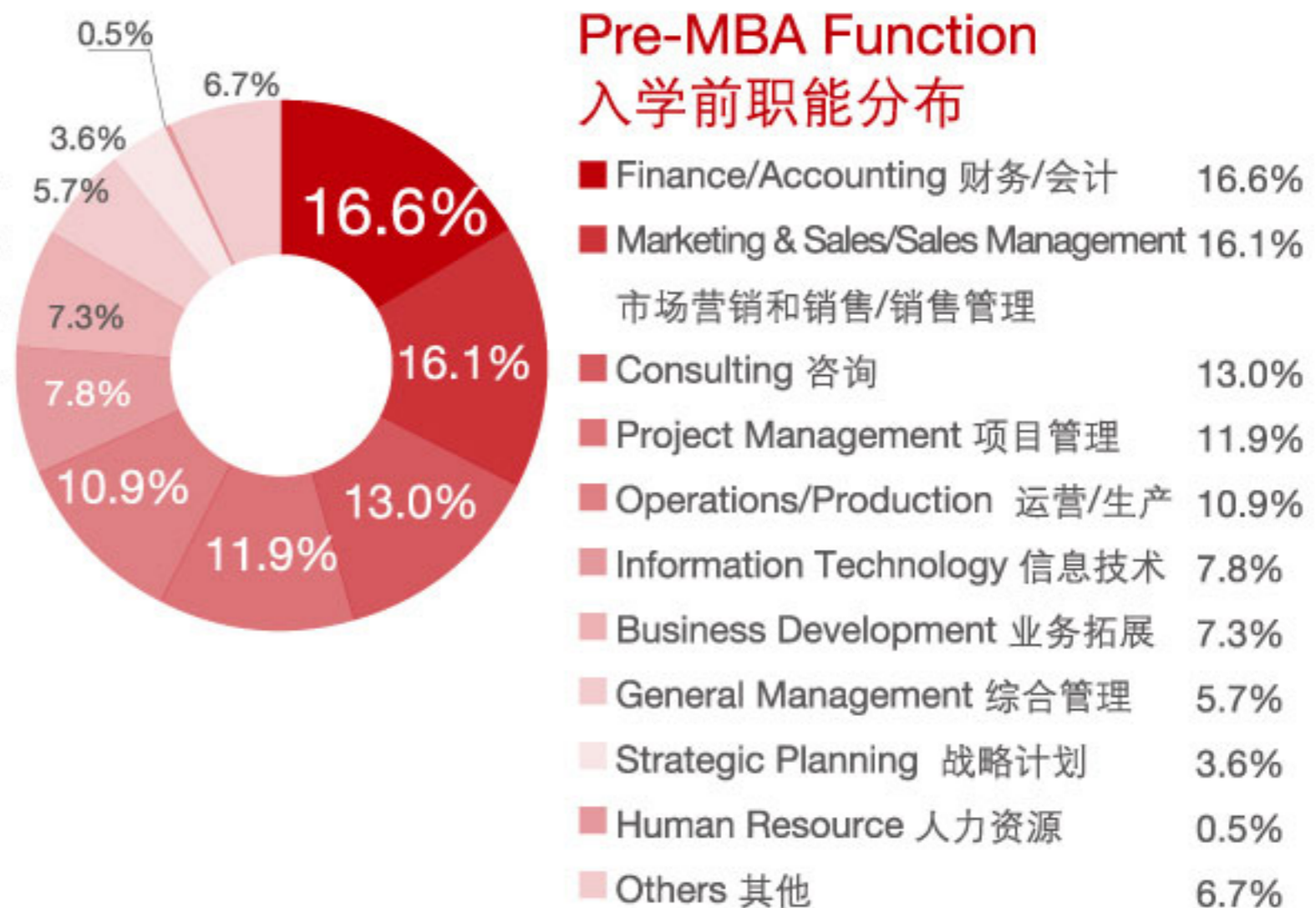
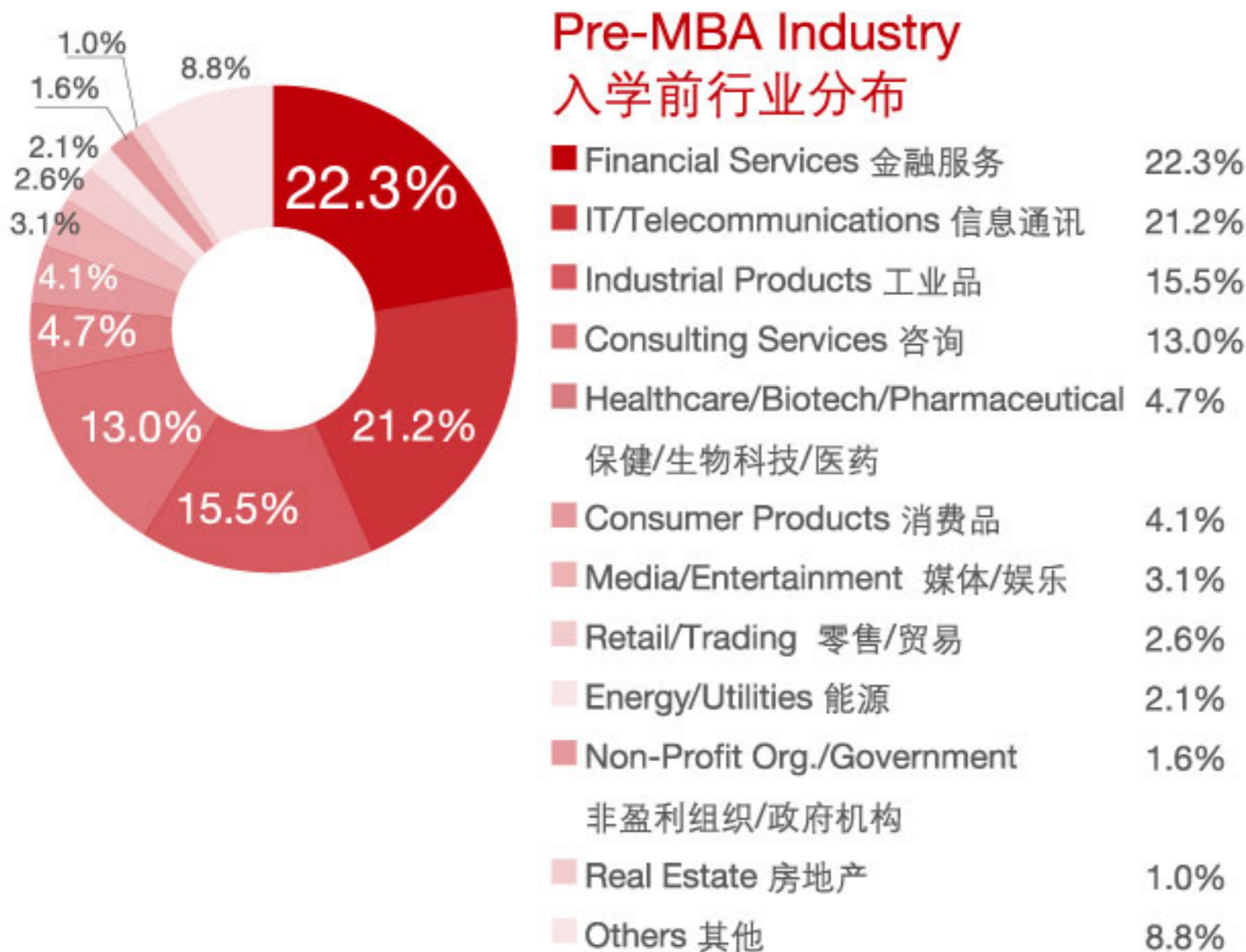
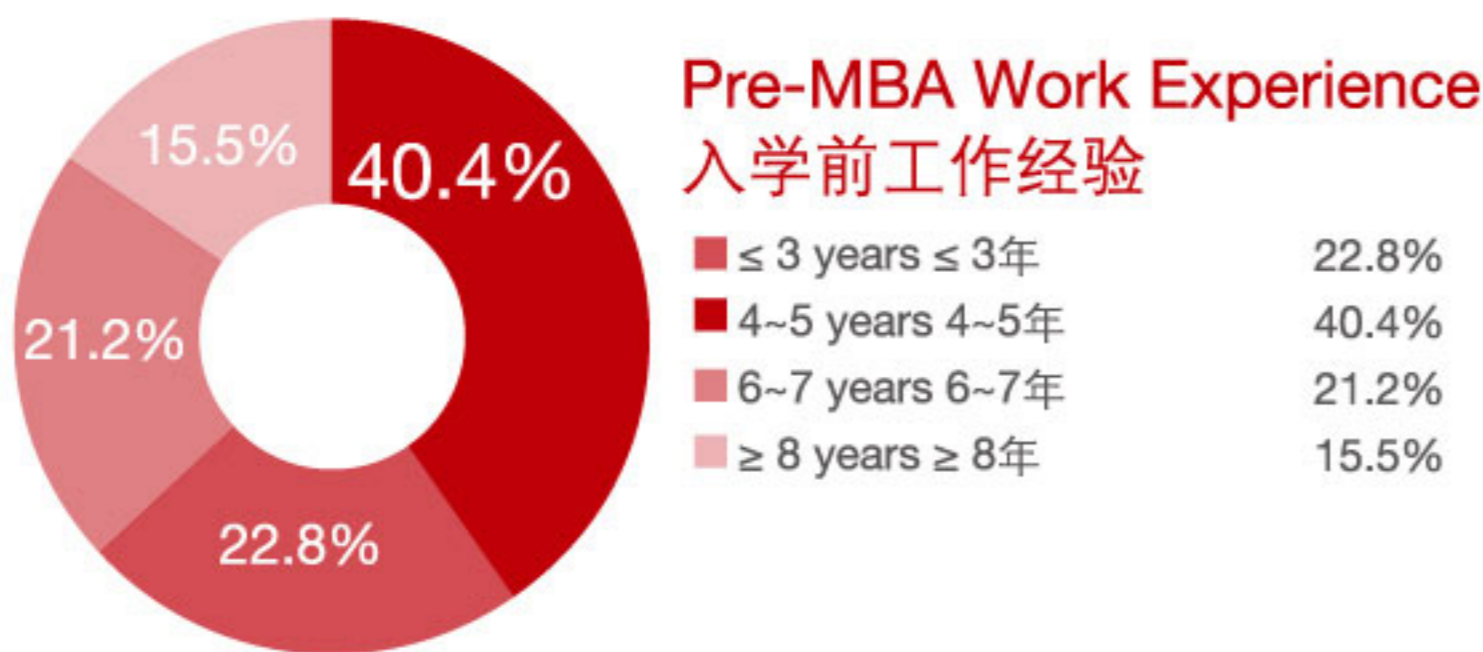
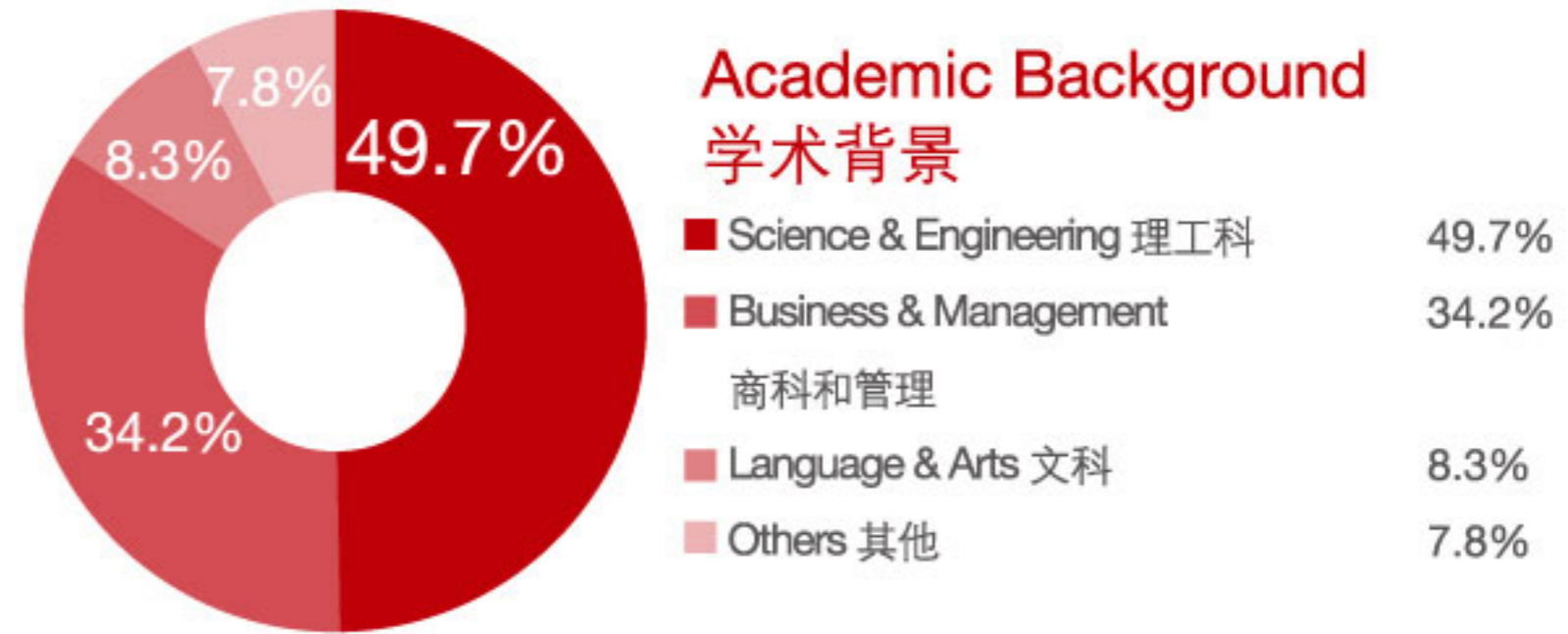
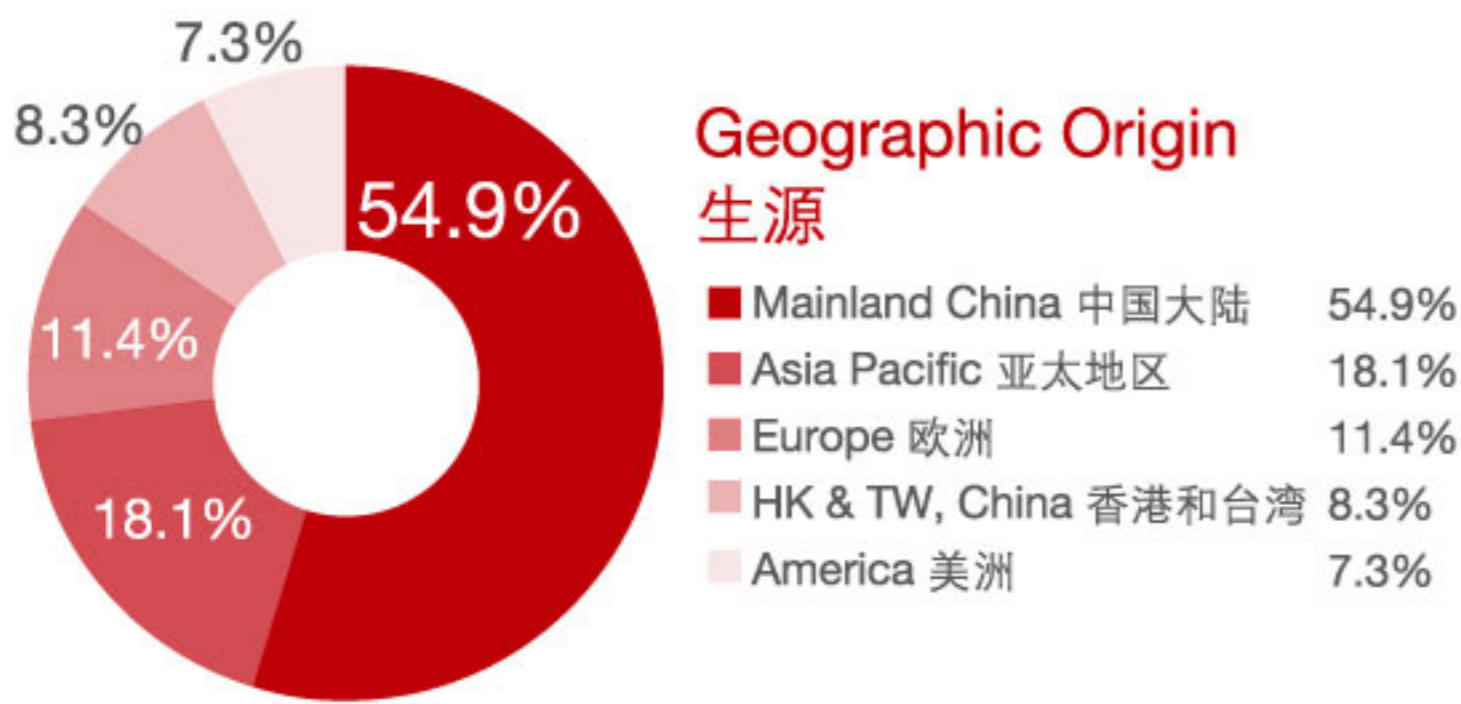
- 1、 Placement rate excludes the data of those who do not respond to the survey and who do not seek employment.
就业率不包括没有回复和不求职的学生数据。
- 2、 Class Profile is based on data reported by MBA Admissions (Sept. 2009).
学生概况统计数字是根据MBA招生办公室提供的2009年9月入学时的信息。
- 3、 Total percentage may not equal 100% due to rounding.
由于采用舍入计算, 百分比总和可能并非100%。

CLASS PROFILE

学生概况

Male 男性	67.4%
Female 女性	32.6%
Mainland China 中国大陆学生	54.9%
Overseas (incl. HK & TW, China) 海外学生	45.1%

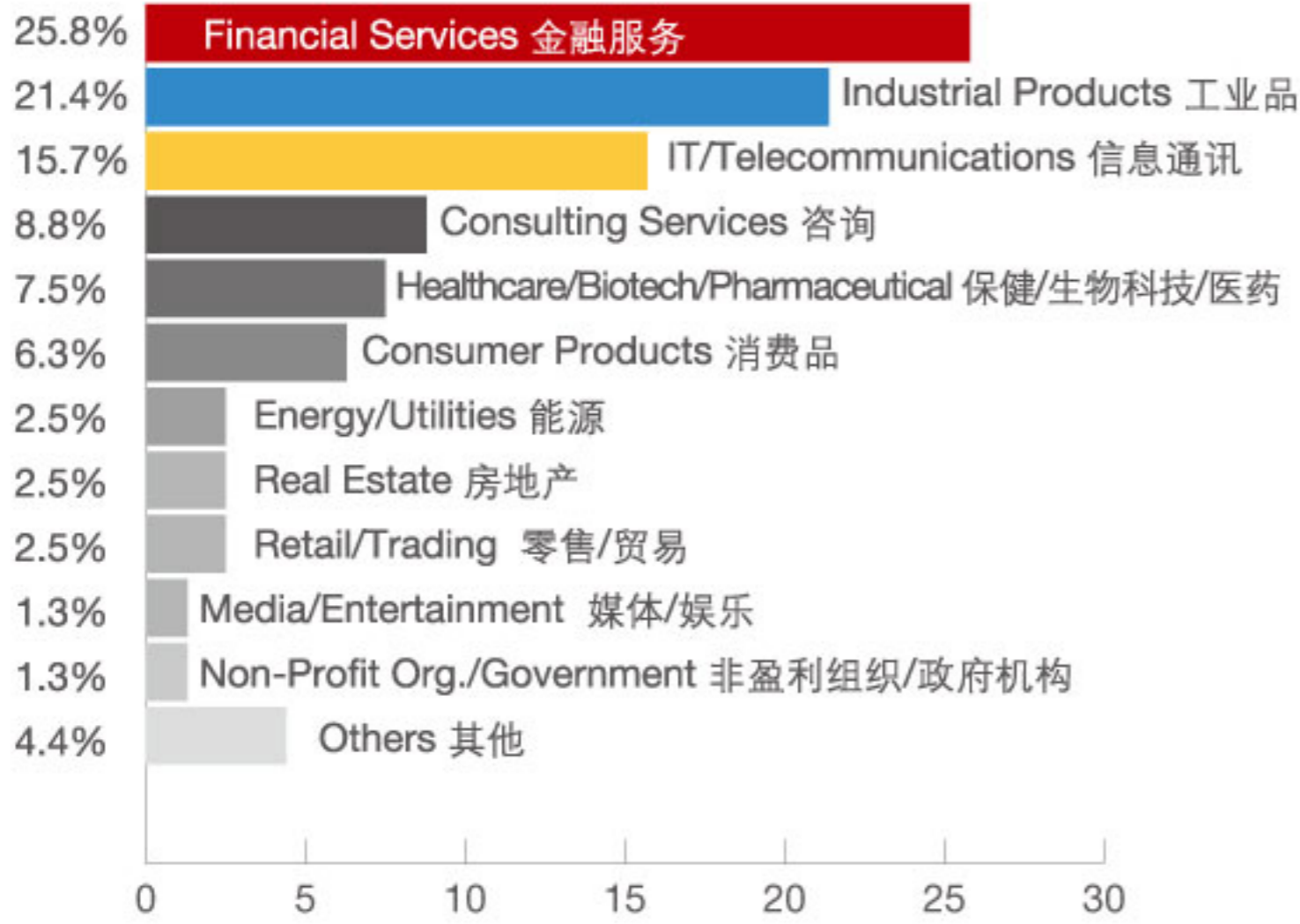
Average Years of Work Experience 平均工作经验	5.6 years
Average Age Upon Enrollment 平均入学年龄	29 years



EMPLOYMENT STATISTICS

就业分析

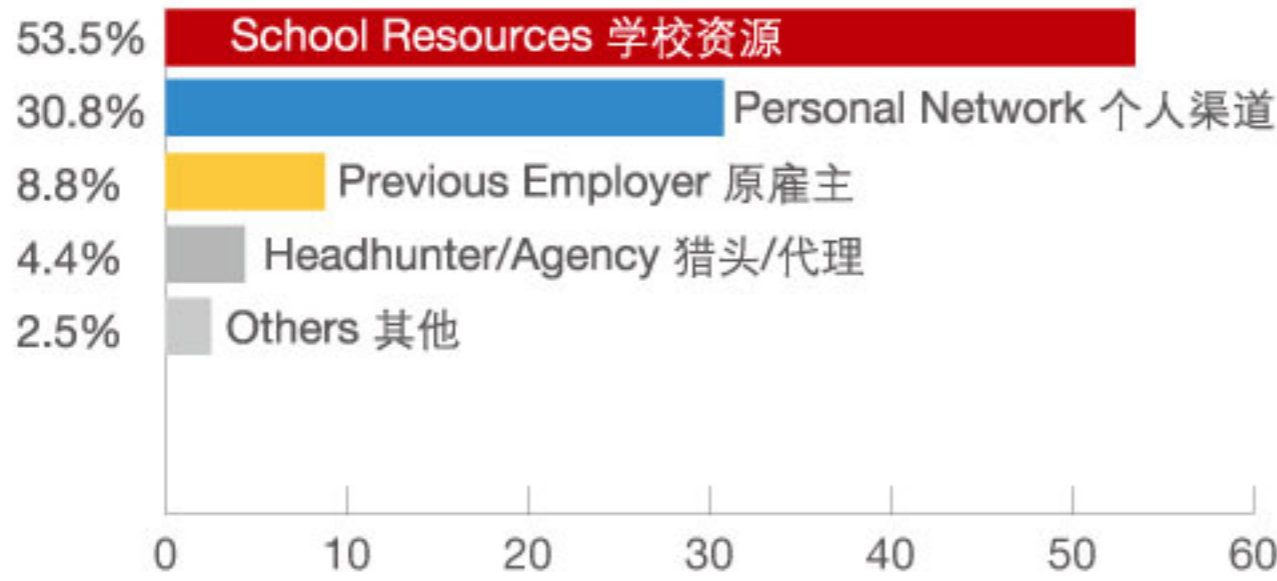
Industry 行业



Function 职能



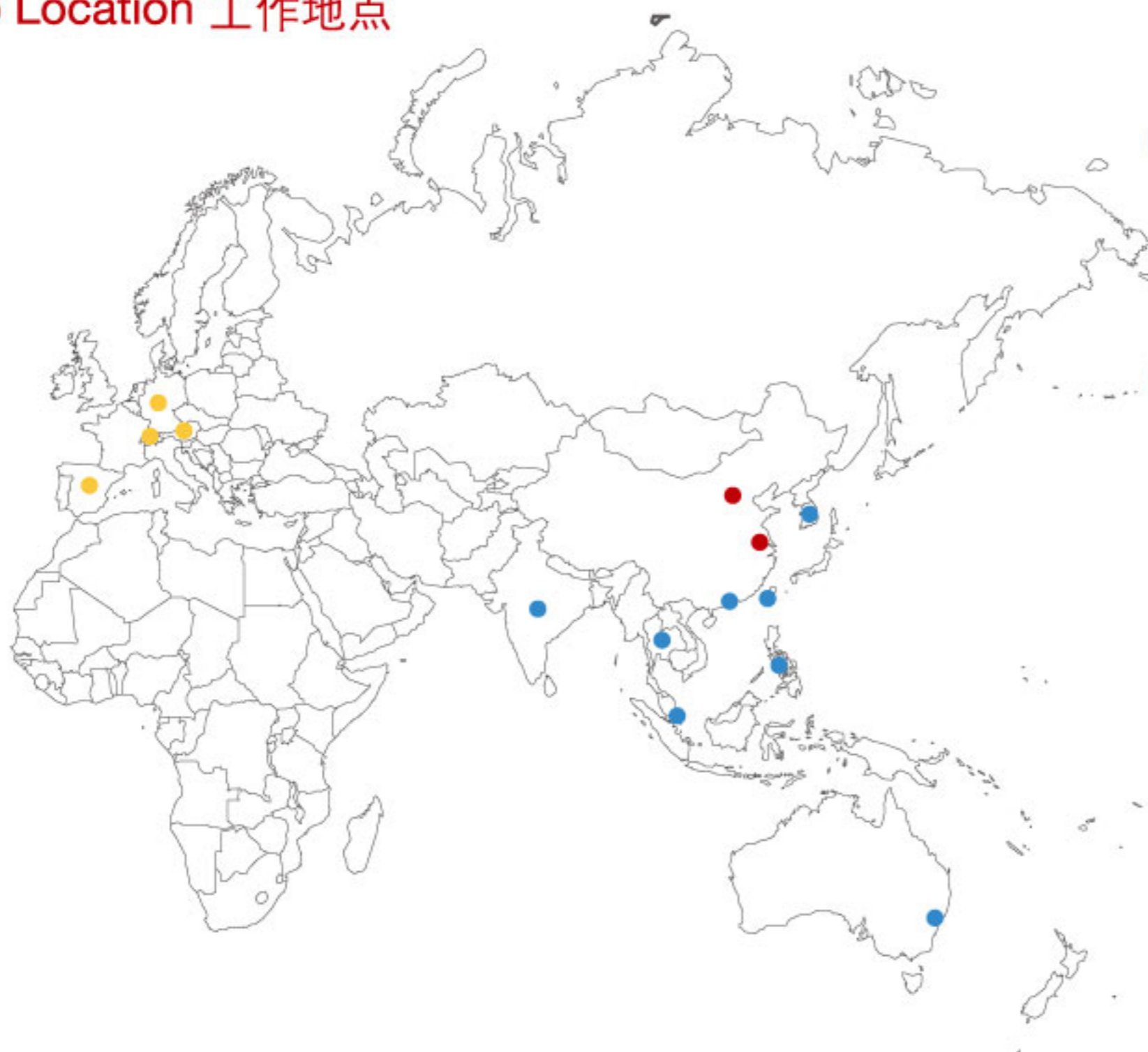
Job Source 工作来源



Position 职位



Job Location 工作地点



78.0% Mainland China 中国大陆
 Shanghai 上海 60.4%
 Beijing 北京 11.3%
 Other Cities 其他城市 6.3%

18.2% Asia Pacific 其它亚太国家和地区
 Korea 韩国 6.3%
 Hong Kong 香港 3.1%
 Taiwan 台湾 2.5%
 Singapore 新加坡 2.5%
 India 印度 1.9%
 Philippines 菲律宾 0.6%
 Thailand 泰国 0.6%
 Australia 澳大利亚 0.6%

3.8% Europe 欧洲
 Germany 德国 1.9%
 Austria 奥地利 0.6%
 Spain 西班牙 0.6%
 Switzerland 瑞士 0.6%

SALARY STATISTICS

年收入分析

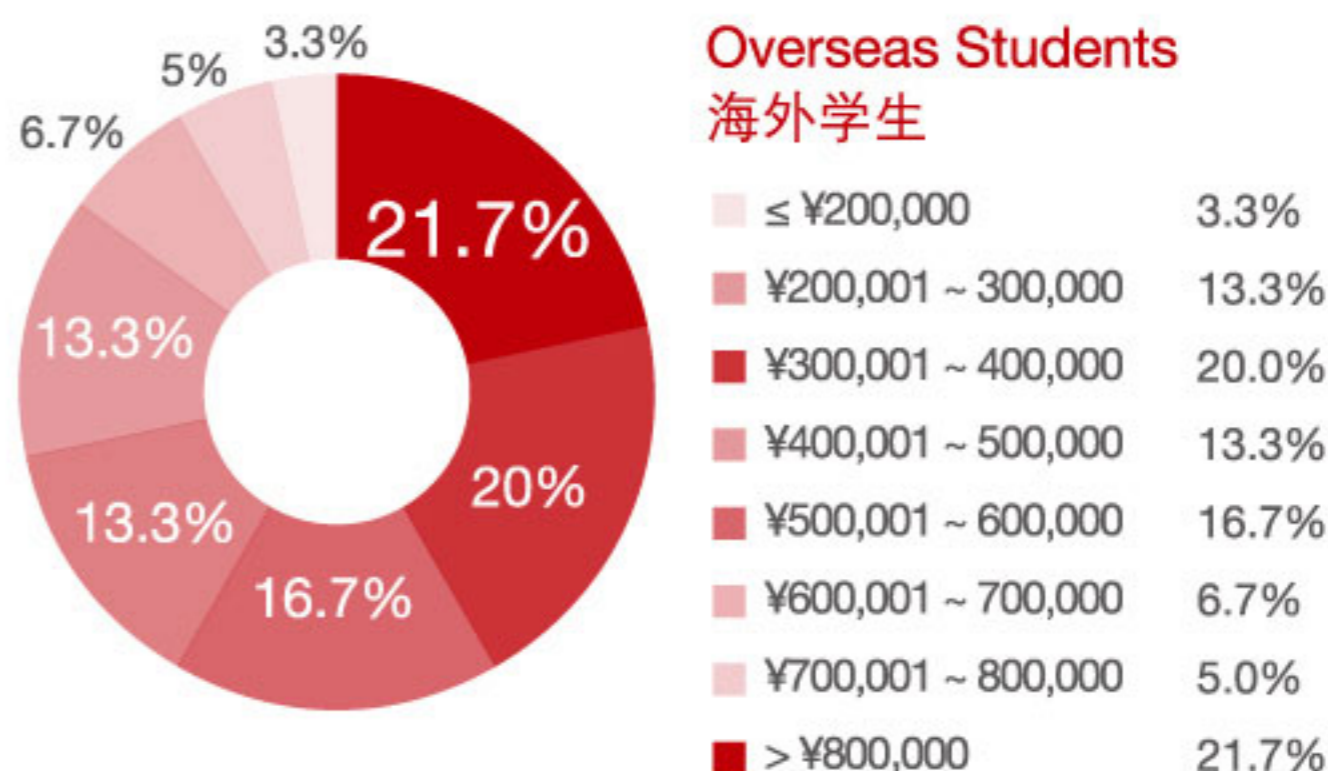
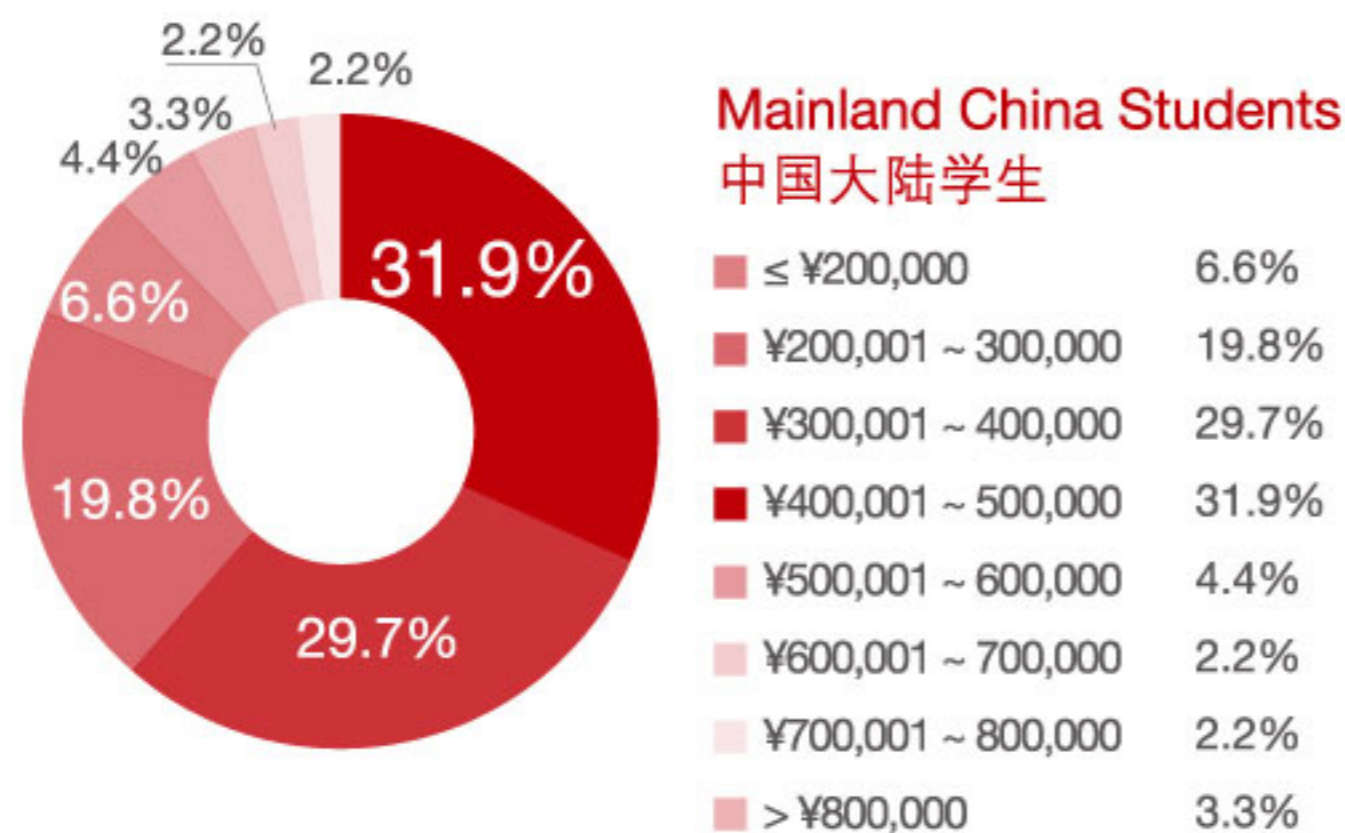
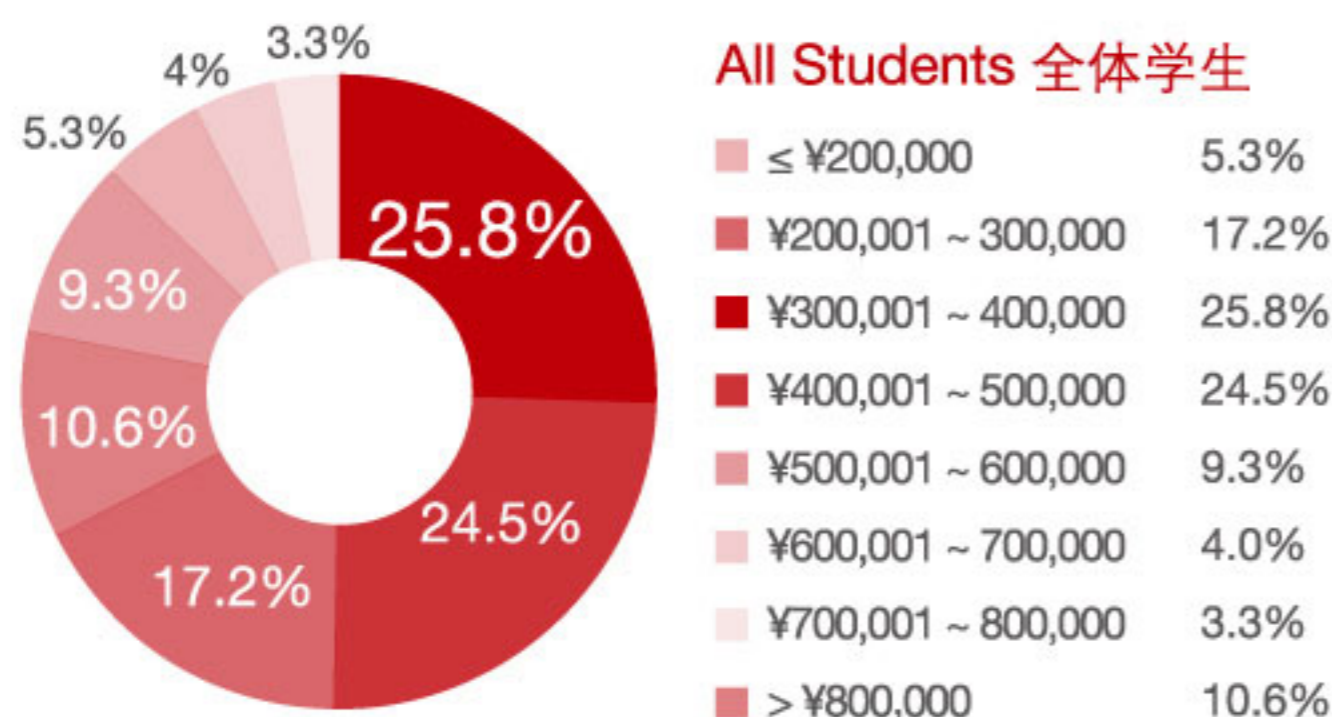
Salary includes pre-tax base salary, guaranteed bonus, allowances and other guaranteed compensation.
 年收入包括税前基本工资，奖金，津贴以及其它有保证的收入。

Annual Salary by Citizenship by Job Location 分类年收入 (RMB)

	Percent 百分比	Median 中间值	Mean 平均值	Range 范围
All Students 全体学生	100.0%	411,000	472,718	*76,000 1,680,000
Mainland China Students 中国大陆学生	58.5%	390,000	393,100	76,000 1,000,000
Mainland China 中国大陆	57.9%	386,097	391,246	76,000 1,000,000
Outside Mainland China 海外国家及地区	0.6%	560,000	560,000	560,000 560,000
Overseas Students 海外学生	41.5%	494,002	593,471	120,000 1,680,000
Mainland China 中国大陆	20.1%	521,800	602,943	240,000 1,680,000
Outside Mainland China 海外国家及地区	21.4%	481,000	585,184	120,000 1,360,000

* Hired by Non-Profit Org. 受雇于非盈利组织

Annual Salary Range 年收入分布



Annual Salary Range by Industry 行业分类年收入 (RMB)

	Percent 百分比	25% Percentile 25%分位数	Median 中间值	75% Percentile 75%分位数	Mean 平均值	Range 范围
Financial Services 金融服务	25.8%	300,000	389,996	657,000	513,712	120,000 1,360,000
Industrial Products 工业品	21.4%	333,660	402,506	466,550	419,485	120,000 1,200,000
IT/Telecommunications 信息通讯	15.7%	317,000	420,000	469,162	427,531	216,000 990,000
Consulting Services 咨询	8.8%	399,994	510,000	798,001	646,243	304,000 1,680,000
Healthcare/Biotech/Pharmaceutical 保健/生物科技/医药	7.5%	355,400	473,600	545,000	509,000	228,000 1,250,596
Consumer Products 消费品	6.3%	312,000	325,000	411,000	358,179	245,300 576,000
Energy/Utilities 能源	2.5%	367,500	394,998	399,997	372,499	300,000 400,000
Retail/Trading 零售/贸易	2.5%	254,300	276,200	435,000	413,100	200,000 900,000
Real Estate 房地产	2.5%	442,500	498,800	630,700	574,400	300,000 1,000,000
Others 其他合计	6.9%	206,500	399,000	603,000	426,520	76,000 1,009,200

EMPLOYERS OF MBA2009 GRADUATES

MBA2009毕业生雇主名单

- * 3M
- AB InBev
- * Abbott
- AEA Investors
- Air Products
- Amazon
- Anshan Hifi Investment Group
- ADM
- ASAT-tech
- AXA
- Bank of Ayudhya
- BASF
- * Bayer
- Beijing Wind Power Engineering
- BlueRun Ventures
- * The Boston Consulting Group
- Bounty Fresh Food Inc
- Brambles
- * Cargill
- CCDI
- Changjiang Securities
- Changjiang Securities Capital
- Chengding Capital
- China Construction Bank International
- China Development Financial Holdings
- China Universal Asset Management
- Chongqing Foreign Language School
- * Chrysler
- Cintas
- Cisco
- Citi China
- CITIC Carbon Assets Management
- Citigroup
- CMO
- Coca-Cola
- Corning
- Dalton Advisors
- Danaher
- Daymon Worldwide
- * Deloitte Consulting
- * Dow Chemical
- * DuPont
- Ebury Partners
- Eddingpharm Investment
- Eli Lilly
- * Ernst & Young
- Evergreen Industries Holding Group
- Ford Motor
- GaoPeng
- Goodman Asia Limited
- Google
- Greenwoods Asset Management
- GSF Capital
- Guotai Junan Securities
- Hana Bank
- Harvest Fund Management
- Heji International
- Honeywell
- Hony Capital
- Huawei
- IBM
- ICBC Leasing
- IDEO
- * Infosys
- Jianxin Capital
- John Deere
- * Johnson & Johnson
- Johnson Controls
- * JP Morgan
- Kimberly-Clark
- * Kookmin Bank
- Kurt Salmon
- L.E.K. Consulting
- Lanxess AG
- Lear
- LG CNS
- Lightspeed Venture Partners
- Luxottica (Shanghai) Trading
- LVMH Perfumes & Cosmetics
- Magellan
- McKinsey & Company
- Medtronic
- Mehala Machines India
- Miaxis Biometrics
- Michelin
- * Microsoft
- North Highland Consulting
- OCBC
- OCI
- Orient Securities
- Orient Securities Research Institute
- OSRAM China Lighting
- Pconline
- Pfizer
- Philips
- Pitche
- POSCO
- Procter & Gamble
- PRTM Consulting
- Redpoint Ventures
- Rio Tinto
- Roland Berger
- * Samsung Electronics
- Samsung OpenTide China
- Shanghai Bollins Biotech
- Shanghai Inspection & Quarantine Bureau
- * Shanghai Media Group
- Shanghai SynCores Technologies
- Shum Yip Group
- Shunfa Food
- Siemens
- Sinochem
- Softbank
- South River Capital
- SPG Land
- SWS Research
- Symphony Services
- TATA Group
- Telekom Austria Group
- Tianhua Architecture
- Tsing Capital
- * UBS
- UBS SDIC Fund Management
- Vizury Interactive
- Wartsila

* Hired at least 2 graduates 雇用2名以上毕业生

MBA Career Development Center
China Europe International Business School

699 Hongfeng Road, Pudong, Shanghai
201206, PRC
Tel: (86 21) 2890 5142
Fax: (86 21) 2890 5200
Email: cdc.ceibs@ceibs.edu

中欧国际工商学院
MBA职业发展中心

上海浦东新区红枫路699号
邮 编: 201206
电 话: (86 21) 2890 5142
传 真: (86 21) 2890 5200
电子邮件: cdc.ceibs@ceibs.edu